

# SKATEBOARD PROTECTION SIZING CHART

Follow the body measurement guidelines below and refer to the charts provided to find the perfect fit. Please note that the indications below are guidelines only and can slightly differ depending on individual body anatomies.



## ELBOW & KNEE PADS

Measure around your arm or leg where top & bottom of pad ends. Approx 8-10cm above/below elbow/knee center.

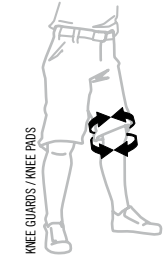
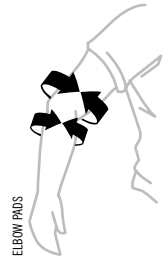
| PRODUCTS              | SIZES   | UNIT | S                 |                      | M                 |                      | L                 |                      |
|-----------------------|---------|------|-------------------|----------------------|-------------------|----------------------|-------------------|----------------------|
|                       |         |      | Top Circumference | Bottom Circumference | Top Circumference | Bottom Circumference | Top Circumference | Bottom Circumference |
| Elbowpad Force IV     | S, M, L | cm   | 26 - 29           | 25 - 27              | 29 - 31           | 27 - 28              | 31 - 34           | 28 - 29              |
| Elbowpad All Terrain  |         | inch | 10.25 - 11.5      | 9.75 - 10.5          | 11.5 - 12.25      | 10.5 - 11            | 12.25 - 13.5      | 11 - 11.5            |
| Elbowpad Professional |         |      |                   |                      |                   |                      |                   |                      |

| PRODUCTS           | SIZES       | UNIT | S                 |                      | M                 |                      | L                 |                      | XL                |                      |
|--------------------|-------------|------|-------------------|----------------------|-------------------|----------------------|-------------------|----------------------|-------------------|----------------------|
|                    |             |      | Top Circumference | Bottom Circumference | Top Circumference | Bottom Circumference | Top Circumference | Bottom Circumference | Top Circumference | Bottom Circumference |
| Kneepad Force II   | S, M, L, XL | cm   | 34 - 42           | 29 - 34              | 38 - 46           | 33 - 38              | 42 - 50           | 37 - 42              | 46 - 54           | 41 - 46              |
| Kneepad Force III  |             | inch | 13.5 - 16.5       | 11.5 - 13.5          | 15 - 18           | 13 - 15              | 16.5 - 19.75      | 14.5 - 16.5          | 18 - 21.25        | 16.15 - 18           |
| Kneepad Force III+ |             |      |                   |                      |                   |                      |                   |                      |                   |                      |
| Kneepad Force IV   |             |      |                   |                      |                   |                      |                   |                      |                   |                      |

| PRODUCTS             | SIZES   | UNIT | S                 |                      | M                 |                      | L                 |                      |
|----------------------|---------|------|-------------------|----------------------|-------------------|----------------------|-------------------|----------------------|
|                      |         |      | Top Circumference | Bottom Circumference | Top Circumference | Bottom Circumference | Top Circumference | Bottom Circumference |
| Kneepad All Terrain  | S, M, L | cm   | 33 - 39           | 31 - 34              | 37 - 43           | 33 - 36              | 40 - 47           | 35 - 39              |
| Kneepad Professional |         | inch | 13 - 15.25        | 12.25 - 13.5         | 14.5 - 17         | 13 - 14.25           | 15.75 - 18.5      | 13.75 - 15.25        |

| PRODUCTS         | SIZES           | UNIT | XS           |                | S           |                | M           |                | L           |                | XL          |                |
|------------------|-----------------|------|--------------|----------------|-------------|----------------|-------------|----------------|-------------|----------------|-------------|----------------|
|                  |                 |      | Top Circum.  | Bottom Circum. | Top Circum. | Bottom Circum. | Top Circum. | Bottom Circum. | Top Circum. | Bottom Circum. | Top Circum. | Bottom Circum. |
| Roller Derby     | XS, S, M, L, XL | cm   | 30 - 34      | 28 - 32        | 33 - 38     | 30 - 34        | 38 - 42     | 32 - 36        | 42 - 46     | 36 - 40        | 42 - 46     | 36 - 40        |
| Roller Derby VEP |                 | inch | 11.75 - 13.5 | 11 - 12.5      | 13 - 15     | 11.75 - 13.5   | 15 - 16.5   | 12.5 - 14.25   | 16.5 - 18   | 14.25 - 15.75  | 16.5 - 18   | 14.25 - 15.75  |

| PRODUCTS          | SIZES    | UNIT       | S/M                |                      | L/XL                    |                         |
|-------------------|----------|------------|--------------------|----------------------|-------------------------|-------------------------|
|                   |          |            | Top Circumference  | Bottom Circumference | Top Circumference       | Bottom Circumference    |
| Knee Gasket Brace | S/M, LXL | cm<br>inch | 34 - 46<br>13 - 18 | 29 - 38<br>11.5 - 15 | 42 - 50<br>16.5 - 19.75 | 35 - 42<br>13.75 - 16.5 |



# BIKE AND SNOW PROTECTION SIZING CHART

Follow the body measurement guidelines below and refer to the charts provided to find the perfect fit. Please note that the indications below are guidelines only and can slightly differ depending on individual body anatomies.

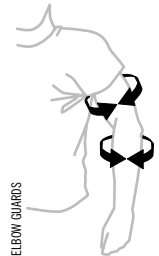


## ELBOW PADS

Measure around your arm where top & bottom of pad ends. Approx 10-12cm above/below elbow center.

| PRODUCTS         | SIZES       | UNIT       | S                     |                      | M                      |                      | L                     |                      | XL                   |                       |
|------------------|-------------|------------|-----------------------|----------------------|------------------------|----------------------|-----------------------|----------------------|----------------------|-----------------------|
|                  |             |            | Top Circumference     | Bottom Circumference | Top Circumference      | Bottom Circumference | Top Circumference     | Bottom Circumference | Top Circumference    | Bottom Circumference  |
| Elbowguard Tahoe | S, M, L, XL | cm<br>inch | 21 - 24<br>8.25 - 9.5 | 21 - 23<br>8.25 - 9  | 24 - 26<br>9.5 - 10.25 | 23 - 25<br>9 - 9.75  | 26 - 28<br>10.25 - 11 | 25 - 28<br>9.75 - 11 | 28 - 32<br>11 - 12.5 | 28 - 30<br>11 - 11.75 |

| PRODUCTS              | SIZES          | UNIT       | S/M                      |                              | L/XL                     |                              | XXL                      |                              |
|-----------------------|----------------|------------|--------------------------|------------------------------|--------------------------|------------------------------|--------------------------|------------------------------|
|                       |                |            | Top/Biceps Circumference | Bottom/Forearm Circumference | Top/Biceps Circumference | Bottom/Forearm Circumference | Top/Biceps Circumference | Bottom/Forearm Circumference |
| Elbow sleeve 2nd skin | S/M, L/XL, XXL | cm<br>inch | 25 - 32<br>9.75 - 12.75  | 20 - 27<br>7.75 - 10.75      | 32 - 40<br>12.75 - 15.75 | 27 - 35<br>10.75 - 13.75     | 38 - 45<br>15 - 17.75    | 30 - 40<br>11.75 - 15.75     |



ELBOW GUARDS

## KNEE & SHIN COMBO GUARDS, SHIN GUARDS, ANKLE GUARDS

Measure around your leg where top & bottom of pad ends. Approx 10-12cm above/below knee center or as indicated in the chart (e.g. thigh or calf).

| PRODUCTS   | SIZES       | UNIT       | S                     |                          | M                    |                       | L                       |                          | XL                    |                         |
|--|-------------|------------|-----------------------|--------------------------|----------------------|-----------------------|-------------------------|--------------------------|-----------------------|-------------------------|
|  |             |            | Top Circumference     | Bottom Circumference     | Top Circumference    | Bottom Circumference  | Top Circumference       | Bottom Circumference     | Top Circumference     | Bottom Circumference    |
| Kneeguard Tahoe<br>Kneeguard Task<br>Kneeguard Slim(S,M,L) | S, M, L, XL | cm<br>inch | 33 - 39<br>13 - 15.25 | 31 - 34<br>12.25 - 13.35 | 37 - 43<br>14.5 - 17 | 33 - 36<br>13 - 14.25 | 40 - 47<br>15.75 - 18.5 | 35 - 39<br>13.75 - 15.25 | 44 - 51<br>17.25 - 20 | 37 - 41<br>14.5 - 16.25 |

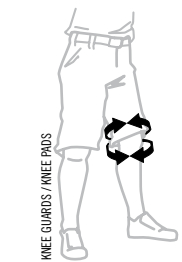
| PRODUCTS       | SIZES       | UNIT       | XS                      |                      | S                       |                         | M                     |                       | L                    |                          |
|----------------|-------------|------------|-------------------------|----------------------|-------------------------|-------------------------|-----------------------|-----------------------|----------------------|--------------------------|
|                |             |            | Top Circumference       | Bottom Circumference | Top Circumference       | Bottom Circumference    | Top Circumference     | Bottom Circumference  | Top Circumference    | Bottom Circumference     |
| Kneeguard Luna | XS, S, M, L | cm<br>inch | 29 - 36<br>11.5 - 14.25 | 28 - 32<br>11 - 12.5 | 34 - 40<br>13.5 - 15.75 | 31 - 34<br>12.25 - 13.5 | 38 - 44<br>15 - 17.25 | 33 - 36<br>13 - 14.25 | 42 - 48<br>16.5 - 19 | 35 - 39<br>13.75 - 15.25 |

| PRODUCTS             | SIZES          | UNIT       | S/M                      |                          | L/XL                     |                          | XXL                      |                          |
|----------------------|----------------|------------|--------------------------|--------------------------|--------------------------|--------------------------|--------------------------|--------------------------|
|                      |                |            | Thigh Circumference      | Calf Circumference       | Thigh Circumference      | Calf Circumference       | Thigh Circumference      | Calf Circumference       |
| Knee Sleeve 2nd Skin | S/M, L/XL, XXL | cm<br>inch | 40 - 50<br>15.75 - 19.75 | 30 - 40<br>11.75 - 15.75 | 50 - 60<br>19.75 - 23.75 | 40 - 50<br>15.75 - 19.75 | 60 - 70<br>23.75 - 27.75 | 50 - 60<br>19.75 - 23.75 |

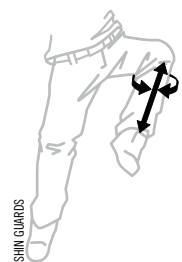
| PRODUCTS              | SIZES       | UNIT       | S                       |                    |                   | M                       |                          |                   |
|-----------------------|-------------|------------|-------------------------|--------------------|-------------------|-------------------------|--------------------------|-------------------|
|                       |             |            | Thigh Circumference     | Calf Circumference | Shin Plate length | Thigh Circumference     | Calf Circumference       | Shin Plate length |
|                       |             |            | Thigh Circumference     | Calf Circumference | Shin Plate length | Thigh Circumference     | Calf Circumference       | Shin Plate length |
| Knee-Shinguard Temper | S, M, L, XL | cm<br>inch | 36 - 44<br>14.25 - 17.5 | 33 - 38<br>13 - 15 | 25<br>10          | 40 - 48<br>15.75 - 19   | 35 - 40<br>13.75 - 15.75 | 25<br>10          |
|                       |             |            | L                       |                    |                   | XL                      |                          |                   |
|                       |             | cm<br>inch | 42 - 50<br>16.5 - 19.5  | 38 - 43<br>15 - 17 | 26<br>10.25       | 44 - 52<br>17.25 - 20.5 | 40 - 45<br>15.75 - 17.75 | 30<br>12          |

| PRODUCTS   | SIZES     | UNIT       | S/M                     |                        | L/XL                    |                         |
|--|-----------|------------|-------------------------|------------------------|-------------------------|-------------------------|
|  |           |            | Shin Length             | Calf Circumference     | Shin Length             | Calf Circumference      |
| Shinguard BMX<br>Shinguard BMX Thai Wip<br>Shinguard Samir | S/M, L/XL | cm<br>inch | 29 - 36<br>11.5 - 14.25 | 27 - 37<br>10.5 - 14.5 | 36 - 42<br>14.25 - 16.5 | 34 - 44<br>13.5 - 17.25 |

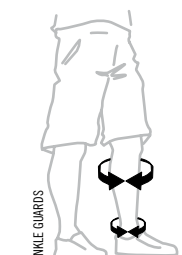
| PRODUCTS               | SIZES     | UNIT       | S/M                      |                     | L/XL                     |                     |
|------------------------|-----------|------------|--------------------------|---------------------|--------------------------|---------------------|
|                        |           |            | Calf Circumference       | Ankle Circumference | Calf Circumference       | Ankle Circumference |
| Ankle Support          | S/M, L/XL | cm<br>inch | 30 - 40<br>11.75 - 15.75 | 18 - 23<br>7 - 9    | 35 - 45<br>13.75 - 17.75 | 23 - 28<br>9 - 11   |
| Single Ankle-Guard Cam | S/M, L/XL | cm<br>inch |                          | 18 - 23<br>7 - 9    |                          | 23 - 28<br>9 - 11   |



KNEE GUARDS / KNEE PADS



SHIN GUARDS



ANKLE GUARDS

# PROTECTOR SHORTS, BACK PROTECTORS & NECK SIZING CHART



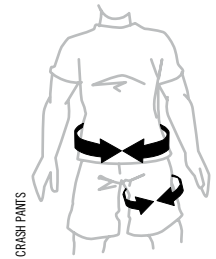
Follow the body measurement guidelines below and refer to the charts provided to find the perfect fit. Please note that the indications below are guidelines only and can slightly differ depending on individual body anatomies.

## HIP PROTECTION SHORTS

Measure around your hip and around the fullest part of your thigh.

| PRODUCTS                               | SIZES       | UNIT | S                 |                     | M                 |                     | L                 |                     | XL                |                     |
|--|-------------|------|-------------------|---------------------|-------------------|---------------------|-------------------|---------------------|-------------------|---------------------|
|  |             |      | Hip Circumference | Thigh Circumference | Hip Circumference | Thigh Circumference | Hip Circumference | Thigh Circumference | Hip Circumference | Thigh Circumference |
| Crash Pant VEP                         | S, M, L, XL | cm   | 77 - 88           | 45 - 55             | 84 - 95           | 53 - 65             | 91 - 102          | 63 - 75             | 98 - 109          | 73 - 85             |
| Crash Pant                             |             | inch | 30.25 - 34.75     | 17.75 - 21.75       | 33 - 37.5         | 20.75 - 25.5        | 35.75 - 40.25     | 24.75 - 29.5        | 38.5 - 43         | 28.75 - 33.5        |
| Crash Pant Impact                      |             |      |                   |                     |                   |                     |                   |                     |                   |                     |
| Crash Pant Tailbone<br>Crash Pant Core |             |      |                   |                     |                   |                     |                   |                     |                   |                     |

| PRODUCTS         | SIZES       | UNIT | XS                |                     | S                 |                     | M                 |                     | L                 |                     |
|------------------|-------------|------|-------------------|---------------------|-------------------|---------------------|-------------------|---------------------|-------------------|---------------------|
|                  |             |      | Hip Circumference | Thigh Circumference | Hip Circumference | Thigh Circumference | Hip Circumference | Thigh Circumference | Hip Circumference | Thigh Circumference |
| Crash Pant Carna | XS, S, M, L | cm   | 74 - 85           | 44 - 52             | 81 - 92           | 50 - 58             | 88 - 99           | 54 - 64             | 95 - 106          | 62 - 72             |
|                  |             | inch | 29.25 - 33.5      | 17.25 - 20.5        | 31 - 36.25        | 19.75 - 22.75       | 34.75 - 39        | 21.25 - 25.25       | 37.5 - 41.75      | 24.5 - 28.25        |



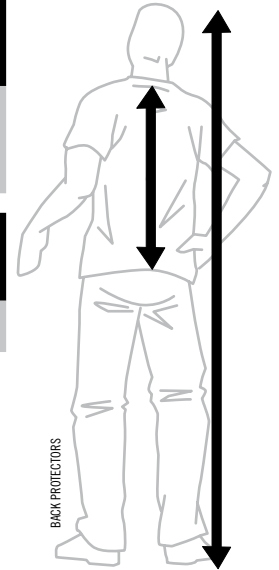
CRASH PANTS

## BACK PROTECTORS

Measure your body height and your backbone length from neck to the coccyx.

| PRODUCTS                         | SIZES       | UNIT | S           |                 | M           |                 | L           |                 | XL            |                 |
|----------------------------------|-------------|------|-------------|-----------------|-------------|-----------------|-------------|-----------------|---------------|-----------------|
|                                  |             |      | Body Height | Backbone length | Body Height | Backbone length | Body Height | Backbone length | Body Height   | Backbone length |
| Frag Shirt Advanced              | S, M, L, XL | cm   | 155 - 165   | 58 - 63         | 165 - 175   | 63 - 66         | 175 - 185   | 66 - 69         | 185 - 195     | 69 - 71         |
| Backbone Adult                   |             | inch | 61 - 65     | 22.75 - 24.75   | 65 - 69     | 24.75 - 26      | 69 - 72.75  | 26 - 27.25      | 72.75 - 76.75 | 27.25 - 28      |
| Backbone Trooper                 |             |      |             |                 |             |                 |             |                 |               |                 |
| Arctic Shirt VEP<br>Arctic Shirt |             |      |             |                 |             |                 |             |                 |               |                 |

| PRODUCTS         | SIZES       | UNIT | XS          |                 | S           |                 | M             |                 | L             |                 |
|------------------|-------------|------|-------------|-----------------|-------------|-----------------|---------------|-----------------|---------------|-----------------|
|                  |             |      | Body Height | Backbone length | Body Height | Backbone length | Body Height   | Backbone length | Body Height   | Backbone length |
| Backbone Bellona | XS, S, M, L | cm   | 154 - 160   | 57 - 60         | 160 - 166   | 60 - 63         | 166 - 172     | 63 - 66         | 172 - 180     | 66 - 69         |
|                  |             | inch | 60.5 - 63   | 22.5 - 23.5     | 63 - 65.25  | 23.5 - 24.75    | 65.25 - 67.75 | 24.75 - 26      | 67.75 - 70.75 | 26 - 27.25      |



BACK PROTECTORS

## NECK

Measure around your neck.

| PRODUCTS   | SIZES     | UNIT | S/M                |  | L/XL               |  |
|------------|-----------|------|--------------------|--|--------------------|--|
|            |           |      | Neck Circumference |  | Neck Circumference |  |
| Neck Brace | S/M, L/XL | cm   | 31 - 38            |  | 38 - 45            |  |
|            |           | inch | 12.25 - 15         |  | 15 - 17.75         |  |

# SETS SIZING CHART



Follow the body measurement guidelines below and refer to the charts provided to find the perfect fit. Please note that the indications below are guidelines only and can slightly differ depending on individual body anatomies.

## BASIC SET

Measure around your arm or leg where top & bottom of pad ends. Approx 8-10cm above/below elbow/knee center.

| PRODUCTS             | SIZES   | UNIT | S                     |                      | M                     |                      | L                     |                      |
|----------------------|---------|------|-----------------------|----------------------|-----------------------|----------------------|-----------------------|----------------------|
|                      |         |      | Top Circumference     | Bottom Circumference | Top Circumference     | Bottom Circumference | Top Circumference     | Bottom Circumference |
| Basic-Set Elbowpad   | S, M, L | cm   | 21 - 24               | 21 - 24              | 24 - 27               | 24 - 27              | 27 - 30               | 27 - 30              |
|                      |         | inch | 8.25 - 9.5            | 8.25 - 9.5           | 9.5 - 10.5            | 9.5 - 10.5           | 10.5 - 11.75          | 10.5 - 11.75         |
| Basic Set Kneepad    | S, M, L | cm   | 33 - 39               | 31 - 34              | 37 - 43               | 33 - 36              | 40 - 47               | 35 - 39              |
|                      |         | inch | 13 - 15.25            | 12.25 - 13.5         | 14.5 - 17             | 13 - 14.25           | 15.75 - 18.5          | 13.75 - 15.25        |
| PRODUCTS             | SIZES   | UNIT | S                     |                      | M                     |                      | L                     |                      |
|                      |         |      | Knuckle Circumference | Glove Size           | Knuckle Circumference | Glove Size           | Knuckle Circumference | Glove Size           |
| Basic Set Wristguard | S, M, L | cm   | 18 - 19.5             | 7 - 7 ½              | 19.5 - 21.5           | 8 - 8 ½              | 21.5 - 24.5           | 9 - 10               |
|                      |         | inch | 7 - 7.75              |                      | 7.75 - 8.25           |                      | 8.25 - 9.75           |                      |

## JUNIOR BIKE SET & JUNIOR SET

Measure around your arm or leg where top & bottom of pad ends. Approx 8-10cm above/below knee center.

Hand measure of wristguards should be taken around the fullest part of the hand not including the thumb.

| PRODUCTS                       | SIZES    | UNIT       | ONE SIZE            |                      |                   |
|--------------------------------|----------|------------|---------------------|----------------------|-------------------|
|                                |          |            | Top Circumference   | Bottom Circumference |                   |
| Junior Bike Set Elbowpad       | ONE SIZE | cm<br>inch | 15 - 22<br>6 - 8.75 | 15 - 19<br>6 - 7.5   |                   |
| PRODUCTS                       | SIZES    | UNIT       | ONE SIZE            |                      |                   |
|                                |          |            | Thigh Circumference | Calf Circumference   | Shin Plate length |
| Junior Bike Set Knee-Shinguard | ONE SIZE | cm<br>inch | 24-35<br>9.5-13.75  | 21-29<br>8.25-11.5   | 22<br>8.75        |

| PRODUCTS              | SIZES    | UNIT       | ONE SIZE              |                      |
|-----------------------|----------|------------|-----------------------|----------------------|
|                       |          |            | Top Circumference     | Bottom Circumference |
| Junior Set Elbowpad   | ONE SIZE | cm<br>inch | 15 - 22<br>6 - 8.75   | 15 - 19<br>6 - 7.5   |
| Junior Set Kneepad    | ONE SIZE | cm<br>inch | 22 - 30<br>8.75 - 12  | 22 - 28<br>8.75 - 11 |
| PRODUCTS              | SIZES    | UNIT       | ONE SIZE              |                      |
|                       |          |            | Knuckle Circumference | Glove Size           |
| Junior Set Wristguard | ONE SIZE | cm<br>inch | 15 - 18<br>6 - 7      | 5 - 6 1/2            |





# WRISTGUARDS & GLOVES SIZING CHART

Follow the body measurement guidelines below and refer to the charts provided to find the perfect fit. Please note that the indications below are guidelines only and can slightly differ depending on individual body anatomies.

## WRIST GUARDS

Hand measure should be taken around the fullest part of the hand not including the thumb. If right-handed, use right hand and vice versa. Use your glove size as a guide.

| PRODUCTS                                    | SIZES       | UNIT       | S                     |            | M                          |            | L                          |            | XL                        |            |
|---|-------------|------------|-----------------------|------------|----------------------------|------------|----------------------------|------------|---------------------------|------------|
|   |             |            | Knuckle Circumference | Glove Size | Knuckle Circumference      | Glove Size | Knuckle Circumference      | Glove Size | Knuckle Circumference     | Glove Size |
| Wristguard Professional<br>Wristguard Force | S, M, L, XL | cm<br>inch | 18 - 19.5<br>7 - 7.75 | 7 - 7 ½    | 19.5 - 21.5<br>7.75 - 8.25 | 8 - 8 ½    | 21.5 - 24.5<br>8.25 - 9.75 | 9 - 10     | 24.5 - 27<br>9.75 - 10.75 | 10 - 11    |

## SKATE GLOVES

Hand measure should be taken around the fullest part of the hand not including the thumb. If right-handed, use right hand and vice versa. Use your glove size as a guide.

| PRODUCTS                            | SIZES       | UNIT       | S                     |            | M                          |            | L                          |            | XL                        |            |
|-------------------------------------|-------------|------------|-----------------------|------------|----------------------------|------------|----------------------------|------------|---------------------------|------------|
|                                     |             |            | Knuckle Circumference | Glove Size | Knuckle Circumference      | Glove Size | Knuckle Circumference      | Glove Size | Knuckle Circumference     | Glove Size |
| Slider Glove Long<br>Megaramp Glove | S, M, L, XL | cm<br>inch | 18 - 19.5<br>7 - 7.75 | 7 - 7 ½    | 19.5 - 21.5<br>7.75 - 8.25 | 8 - 8 ½    | 21.5 - 24.5<br>8.25 - 9.75 | 9 - 10     | 24.5 - 27<br>9.75 - 10.75 | 10 - 11    |



## GLOVES

Hand measure should be taken around the fullest part of the hand not including the thumb. If right-handed, use right hand and vice versa. Use your glove size as a guide.

| PRODUCTS       | SIZES       | UNIT       | S                     |            | M                          |            | L                          |            | XL                        |            |
|----------------|-------------|------------|-----------------------|------------|----------------------------|------------|----------------------------|------------|---------------------------|------------|
|                |             |            | Knuckle Circumference | Glove Size | Knuckle Circumference      | Glove Size | Knuckle Circumference      | Glove Size | Knuckle Circumference     | Glove Size |
| All TSG Gloves | S, M, L, XL | cm<br>inch | 18 - 19.5<br>7 - 7.75 | 7 - 7 ½    | 19.5 - 21.5<br>7.75 - 8.25 | 8 - 8 ½    | 21.5 - 24.5<br>8.25 - 9.75 | 9 - 10     | 24.5 - 27<br>9.75 - 10.75 | 10 - 11    |